



THE SOUTH POINT HOLIDAYS'

Homework

2024-2025

CLASS-K.G

Name- _____

Section- _____

Roll No.- _____

COLOUR AND DECORATE THE PICTURE.

Use 6 kind words, and actions.





SUMMER BREAK, 2024-25

(21st May to 30th June, 2024)

The school shall re-open on Monday, 1st July, 2024 as usual.

Dear Students

Unfeigned Greetings!

Holidays' Homework serves several vital purposes for the students. It helps reinforce what students have learnt in the previous months, preventing the "Summer Slide" where important skills and Knowledge are forgotten over a long break.

Assignments given during the holidays help the students develop research, analytical, logical, speaking, writing, communication, reasoning and reading skills outside the regular classroom ambience. The Holidays' Homework introduces new concepts that will be taught in the coming days, giving students a head start. With more free time during the holidays, the given assignments help the students know how to balance leisure and work, fostering good habits in time management and self-discipline. Moreover, without the immediate support of teachers, the students learn to solve the problems on their own, fostering independence and confidence in their abilities.

TIPS FOR DOING HOLIDAYS' HOMEWORK

- **PLAN AHEAD:** Start by listing all the Homework: Models, Projects, Assignments, Art -Integrated Activity etc., you need to complete. Break them into smaller, manageable tasks and set the deadlines for each.
- **CREATE A SCHEDULE:** Allocate specific times each day for the homework. Treat these times as the fixed appointments.
- **SET CLEAR GOALS:** Define what you need to accomplish in each study-session. Setting goals can keep you focused and give you a sense of achievement as you tick the tasks off your list.
- **CHOOSE A CONDUCTIVE AMBIENCE:** Find a quiet and cosy place to study. Make sure it is free from distractions.
- **TAKE REGULAR BREAKS:** Don't forget to take short breaks to reset the brain.
- **STAY ORGANISED:** Keep all your study-material and notes organized and handy.
- **REVIEW REGULARLY:** Instead of cramming, review your notes, answers and other work regularly. This enhances memory-retention.
- **STAY MOTIVATED:** Keep your morale high.
- **STAY HEALTHY:** Maintain a balanced and nutritious diet, hydrate well and ensure that you get plenty of sleep. Stay away from heat. Your brain needs rest and fuel to function at its best.

**MAY YOUR HOLIDAYS BE FILLED WITH HAPPINESS, FUN, FROLIC, LAUGHTER
AND CHERISHED MEMORIES!**

PRINCIPAL

I can learn my parents Phone Number very easily.

ABOUT ME

(Circle the letters which come in the spelling of your name)

a	b	c	d	e
f	g	h	i	j
k	l	m	n	o
p	q	r	s	t
u	v	w	x	y
z				

My name is

_____.

I am _____ years old

(colour as many stars as old you are)




1	2	3
4	5	6
7	8	9
*	0	#

My Phone number is:
(Colour the boxes 'green' for the numbers which come in your phone number.)

□ □ □ □ □ □ □ □ □ □

Advice to the parents:
Please guide your child not to share personal information with strangers.

Paste the Pictures of your Family Members and make this tree a beautiful one.



Each member of family is different but still they love one other and stay together.

I LOVE MY FAMILY I FEEL GOOD WHENEVER MY
FAMILY MEMBER SIT TOGETHER.

Tweety is a very intelligent bird and loves to solve the clue based problems. Some pictures are given here. Taking clues from the pictures, help her in filling the missing words.



The _____ is big.

bat


Van



The _____ is on the mat.

cat

man



Where is the _____?

can

pan



_____ goes with John.

Dad

Ram



The _____ is fat.

dam

rat



The _____ is on the wall.

man

map

Do practice of Cursive Alphabet

a	b	c	d	e	f	g	h	i
ऐ	ब	क	ड	ए	फ	ग	ह	इ

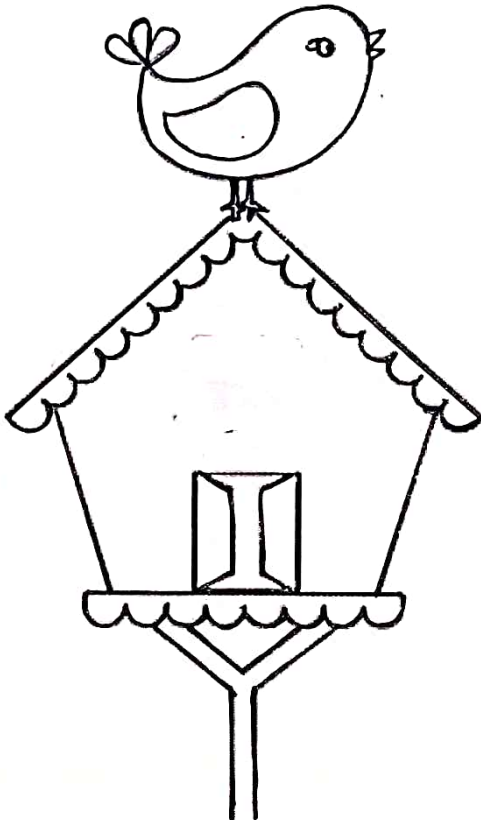
j	k	l	m	n	o	p	q	r
ज	क	ल	म	न	ओ	प	क्व	र

s	t	u	v	w	x	y	z
स	ट	अ	व	वाँ	क्स	य	ज़

Whenever my grandma and I go for a walk, she always carries some food for animals.
She always tell to be kind to animals.

Read aloud all the words given in the box and write them in the space provided.



He an the and we ram

<hr/> <hr/> <hr/>		<hr/> <hr/> <hr/>
<hr/> <hr/> <hr/>		<hr/> <hr/> <hr/>
<hr/> <hr/> <hr/>		<hr/> <hr/> <hr/>

Yoga is the gateway to happiness and the secret to a healthy mind.

INTERNATIONAL YOGA DAY

Colour this picture

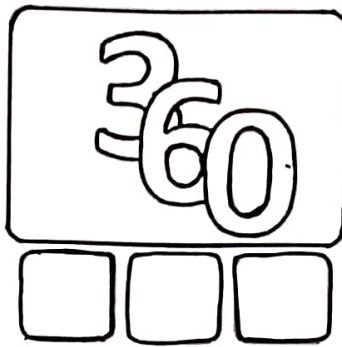
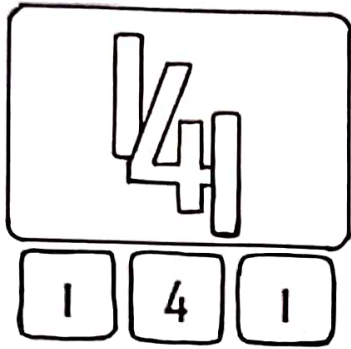


Happy Yoga Day !
21st June, 2024


LET'S BE BRAINY !

A. Overlapping Numbers

Look at the given overlapping numbers and identify the numbers and write down in the given boxes. One is done for you.



B. Colour the given image •



My teacher taught me that we should be kind and we should help others when in need.

1. Can you write the missing numbers within 2 minutes?
(Ask your Mom/Dad to check the timings)

35			38						44
----	--	--	----	--	--	--	--	--	----

18			21				25		
----	--	--	----	--	--	--	----	--	--

51				55				59	
----	--	--	--	----	--	--	--	----	--

2. Help the bird to reach its nest by writing counting in the given circles ,



	21					
						27
34						


Time to enhance our visual Thinking!

Before-Between-After

Directions: Write the number that comes before, between and after each number.


Before

___ 8
___ 17
___ 12
___ 1
___ 20
___ 44
___ 65



Between

1 ___ 3
20 ___ 22
8 ___ 10
14 ___ 16
31 ___ 33
19 ___ 21
11 ___ 13



After

6 ___
13 ___
29 ___
34 ___
17 ___
42 ___
39 ___




HAPPINESS IS.....
SPENDING QUALITY TIME WITH PARENTS.


MATHS IS NOT ABOUT MEMORIZING, IT'S ABOUT UNDERSTANDING.....!

Earbud Activity with little Wood Pecker


Directions: Dip earbud in colour. Put ear bud impression in the ten frames to match the number on wooden board. One has been done for you.




Tens	Ones
●	●
	●
	●
	●




Tens	Ones




Tens	Ones



Tens	Ones



Tens	Ones



Tens	Ones






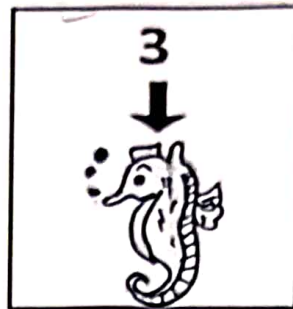

Keep a bowl of water and grains each on the rooftop for birds.

One shape is assigned to each bird. Draw shapes in the provided space according to coding. One has been done for you.




LOGIC GAME

- Draw lines between pictures according to the number sequence. One has been done for you.




आओ बच्चों! धरती को सजाएँ, ज्यादा से ज्यादा फूल उगाएँ।

आइये बिखरे-बिखरे वर्णों को उनके क्रम अनुसार फूलों में सजाएँ और फूलों में रंग भरकर उपवन को सुन्दर बनाएँ ।













आओ लिखें अ से अ:

नीचे दिए गए स्वरों को पहचानकर, उसके बाद आने वाले स्वरों को लिखिए व तितलियों में रंग भरकर उन्हें सुन्दर बनाएं।




‘अ’ से अनार जो भी खाता, अपनी सेहत खूब बनाता
 ‘आ’ से आम फलों का राजा, स्वाद लगे तो पूरा खाजा।

चित्रों को पहचानकर उनका पहला अक्षर लिखो व दिए गए चित्रों में रंग भरो-


 <input type="text"/>	 <input type="text"/>	 <input type="text"/>	 <input type="text"/>
 <input type="text"/>	 <input type="text"/>	 <input type="text"/>	 <input type="text"/>
 <input type="text"/>	 <input type="text"/>	 <input type="text"/>	 <input type="text"/>


मेरी टीचर सबसे न्यारी बहुत प्यार से मुझे पढ़ाती।
अ,आ, इ, ई, दो अक्षरों का जोड़ हमें चित्र से सिखाती।

चित्र पहचानकर उनके नाम दिए गए रिक्त स्थान में लिखो तथा चित्र में रंग भरो।














Let's use our Brain and
become a genius !

○ ♥ ☆ ♥ **Spot 4 differences.** ♥ ☆ ♥ ○



Let's Explore Something

I am a Little Scientist. Make me beautiful with colours.



I am Genius

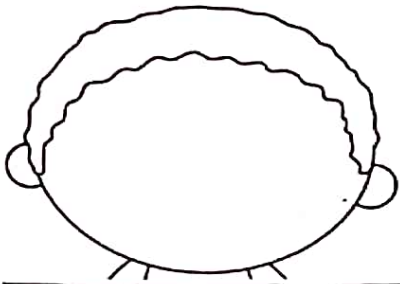
Make an attractive RAINBOW using the gems. Click its picture and send the same on the below given link:

<https://youtu.be/E8uEmZyy88M?si=KH3007QdBGMVtTi1>


Happiness is the secret of all beauty and there is no beauty without happiness.

Draw the faces according to given pictures:

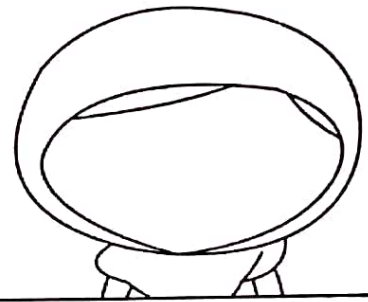
Emotions



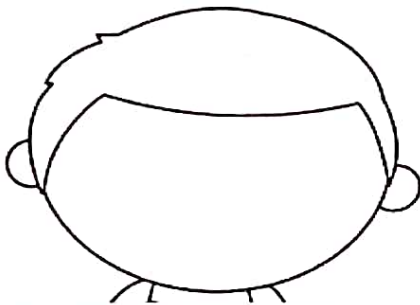
Happy



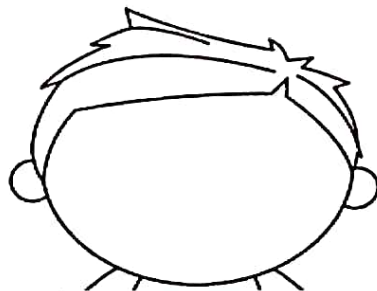
Sad



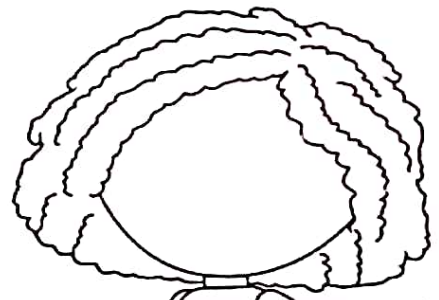
Angry



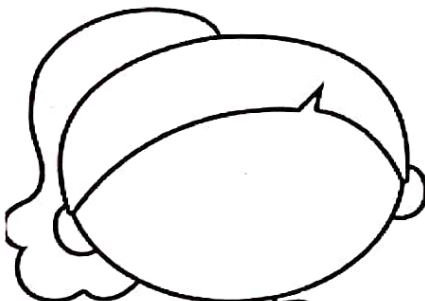
Surprised



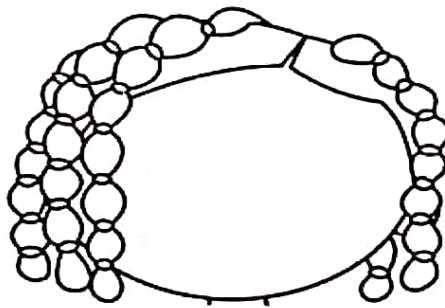
Excited




Shy



Worried



Frustrated




Scared


It's time to be a little Artist

ACTIVITY – HOW TO MAKE A COCONUT TREE.

- Take green and brown water colours in two separate bowls.
- Dip your left fist in green colour and give 2-3 impressions on the sheet (as shown in the image) ●
- Now dip your right fist in the same bowl and give 2-3 impressions.
- Draw a tree trunk with brown paint.
- Make coconuts with the help of thumb print.




Do you know there are some birds which can't fly?
Can you guess their names?





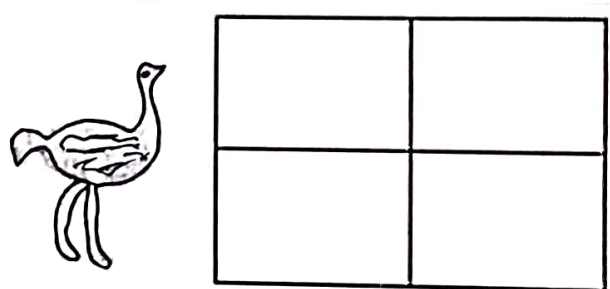
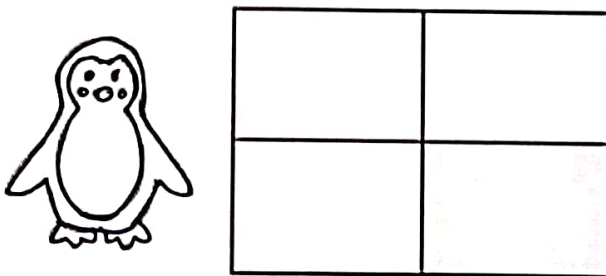
Concentration Game with birds that cannot fly

Memorise the images of birds and their positions in the given picture:




Some examples of flightless birds
Penguin, Kiwi, Emu and Ostrich.

With the help of Mom/Dad, cover the above- given picture and now based on your memory, colour the box according the position in the picture. One has been done for you.



Dad, You are
As Smart as an Ironman, As strong as Lord Hanumana,
As fast as Superman, As brave as a Soldier.

16th June, 2024



Colour this image beautiful.

Make a beautiful shirt with a piece of Craft paper, present it your father the 'FATHER' DAY' click the picture and send the same on the below-given link:

<https://pin.it/5PfxDcRvZ>

Holidays' Homework, 2024-2025

Class- K.G.

Note: Do all the work in a 3- in-1 notebook.

ENGLISH

- Learn and write A to Z (5 times).
- Learn and write a to z cursive (5 times).
- Revise English Rhymes from the book.
- Do Page No. 17-31 in your English Cursive words book
- Write Dictation word of cursive letters a to z (5 times).

हिंदी

- स्वर: अ से अः तक लिखो और याद करो ! (2 बार)
- व्यजन क से ज तक लिखो और याद करो ! (2 बार)
- दो वर्णों के 15 शब्द लिखो और याद करो !
- तीन वर्णों के 15 शब्द लिखो और याद करो !
- चार वर्णों के 15 शब्द लिखो और याद करो !
- दो, तीन, चार वर्णों के जोड़ को पढ़ने का अभ्यास करे !

MATHEMATICS

- Learn and write counting from 1 to 100 (2 times).
- Learn and write back counting from 20 to 0 (2 times).
- Do Pg. No. 89-106 in Mathematics book.
- Do 20 sums of Addition.
- Do 50 what 'comes after', 'before', 'between'?


EVS

- Learn 'Myself'.
 1. I am a boy/girl.
 2. My name is _____
 3. I am ____years old.
 4. I study in Class PP III/K.G.
 5. I study in South Point.....

World Environment Day

(June 5, 2024)

Roots of learning are stronger when curious minds are nourished in nature.
'Save Earth : Save Environment : Save Life'



Little hands can do magic. Spread some magic and colour the given picture.